



Summer 2009

Volume 4, No. 2

[www.WendyArts.com](http://www.WendyArts.com)

[The Shared Easel](#),  
a quarterly newsletter.

[Click here](#)  
to sign up for your  
free subscription.

You can easily  
[Unsubscribe](#)


## Music and Art

As far back as I can remember, music, ballet, opera and art have filled my world. I grew up in a home where art and music were revered. And I was as familiar with my Mom’s favorite operas as I was with popular fairy tales. While others my age listened to children’s music, I spent time with Chopin, Khachaturian and Rachmaninoff.

There has been a link between music and art in my life from the beginning. I used to lay on the floor next to the piano and draw while listening to my mother’s piano lessons. Many of the concerts my family attended were held in the art museum. And as I began focusing my attention on art and painting, my brother studied music and the oboe.

Music has always been a part of my creative process and an important part of my life. So it is with the Music In Art series that I have found my way back home.

[\(to view the music series, visit the Shared Easel Blog.\)](#)



*“Theme and Variation #2”*  
12” X 12”

*Acrylic and papers on canvas*

Music and Art	1
Choices	1
Drawing to Decide	2
Books: Living Creativity	2
Online Art Activity	3
What Others Are Doing	3
Kid Stuff- Batik Projects	4

## Choices: Not So Black and White

I often feel the need to choose between multiple projects, goals or directions. But what I keep learning is: what appears to be a choice, may not be as black and white as it seems.

Years ago I struggled with the choice of focusing on photography or continuing to immerse myself in painting. Not too many years later I managed to merge the two.

(continued on next page)

“You must train your intuition -- you must trust the small voice inside you which tells you exactly what to say, what to decide.”

-Ingrid Bergman


## *Choices: Not So Black & White ...continued...*

When I was pregnant I couldn't see how I would manage an art career and motherhood. I felt like I had to give up art to be a mom. I learned that the choice was just an illusion.

More recently I have had two exciting projects before me. A painting project and a writing project. Although I have had a history of success with single point focus, I am learning that 2 unrelated goals could somehow be a catalyst for one another. It's a new type of flow for me and not always a comfortable one.

With the energy, enthusiasm, and drive I used to put into my art, I have put into another type of creative project.

Are choices an illusion? Are they self made? Sometimes you have to go with the flow and the path of where the energy flows and is carrying you. There are gifts there that you are unlikely to see when you first say yes and follow that challenge.



*"Theme and Variation #3"*  
10" X 10"

*Acrylic and papers on canvas*

## *Drawing: A Decision Making Aid*

There have been a number of occasions when I have turned to drawing to help me make a life decision. I ask for clarity and then trust that the drawing will offer guidance and understanding. I allowed my internal wisdom or higher self to provide me with enough information in which to make the decision. By the time I complete the drawing, I have received the clarity that I was looking for.

So either the answer actually comes in the drawing or the process of drawing allows the mind to relax and the answers to surface.



## *Books to Consider— People Living Creative Lives*

[Claiming Your Creative Self: True Stories from the Everyday Lives of Women](#) by Eileen Clegg

This encouraging book provides real examples of women expressing their personal form of creativity. Each chapter tells the story of how one woman has incorporated her creative spirit into her everyday life. My personal favorite is the story of the waitress.

[Audacious Creativity: 30 Ways to Liberate Your Soulful Creative Energy--and How It Can Transform Your Life](#) by Stephanie Gunning

30 essays that share individual stories, encourage others, provide exercises and convey experience and wisdom.



## *Online Educational Art Activity*

A few years ago I stumbled upon, [A. Pintura - Art Detective](#). It's a clever art education site that is designed as an interactive mystery adventure. The participant follows the clues to determine who painted a specific piece of artwork. As the case unfolds you learn about famous artists and view images of their paintings.



Once the mystery is solved, the evidence is reviewed by looking at the color, subject, style and composition of the painting. And just when you think you are done, it leads you to another art adventure.

## *Just Create: Express Your Creativity*

[JUST CREATE](#) is an online page I have created for the purpose of encouraging individual creativity.

I began by including articles from past issues of the Shared Easel Newsletter and then added books, links, and quotes. Now it is a work in progress as I add to it weekly or sometimes daily.

Moving forward, it will include more articles and Just Create Posters.



## *What Others Are Doing*



Six years ago [Leah Piken Kolidas](#) challenged herself to create some art every day for the month of November. Throughout the month she posted her art creations on her blog. Each year since then, she has invited others to join her in a month of daily creativity.

Now, Leah hosts two challenges: [The Creative Every Day Challenge](#) and the [Art Every Day Month Challenge](#) (in November)

If you spend time, like I do, looking at art and creativity sites online, you can't help but see this logo (to the left) on many pages.

## *Kid Stuff: Batik Project*

A batik project seemed like a good summer activity. Batik can be done on paper or on cloth. Crayons, glue or wax is applied to any area that will remain white. Below are a few links with a variety of methods and batik projects for both children and adults.

For a younger child, you may choose the [Crayon on Paper](#) method where they fill a sheet of paper with crayon, crumple the sheet, and then paint over it with black paint. An adult can iron out the wax after it dries. And for more on the subject check out [The Artful Mama](#).

This [White Glue Batik](#) method was posted at FamilyFun.com. It recommends using white washable glue to paint bold designs onto fabric and then using a spray bottle to dye the shirt/fabric.

[A Wrinkle Batik Book Cover](#): This batik method is more complex and is clearly designed for an adult or older child. Hot wax is used for this project.

Note: always wear rubber gloves when using dye and it is best to take the dye outside.

And... Gail Bartel

Describes a safe and easy method of

[How To Do Batik With Kids](#).

She uses Elmer's Blue Gel to draw the lines on the fabric before painting it with diluted acrylic paints.

**A Great Method!!!**

*Look for this in the next issue of The Shared Easel Fall 2009*

- ♦ Challenge Yourself
- ♦ Goals
- ♦ More on Music and Art
- ♦ What Others Are Doing
- ♦ What's New
- ♦ Books, Links and More

## Links

[The Shared Easel Blog](#)

[Buddha Art by Wendy Meg Siegel](#)

[Southwest Art by Wendy Meg Siegel](#)

[JUST CREATE: Express Your Creativity](#)

**Also coming soon**— WendyArts.com is undergoing a transformation. The website will not only have a new look, it will include more images, a slideshow, PayPal capability, and will include the new Music and Art Paintings.

CHECK OUT THE [GALLERIES](#), [STORES](#), AND [E-CARDS](#)

AT [WWW.WENDYARTS.COM](http://WWW.WENDYARTS.COM)

Email: [wendy@WendyArts.com](mailto:wendy@WendyArts.com)